

PARANÁ DAY



INVEST
PARANÁ



PARANÁ
GOVERNO DO ESTADO



PARANÁ
STATE
ENERGY
COMPANY



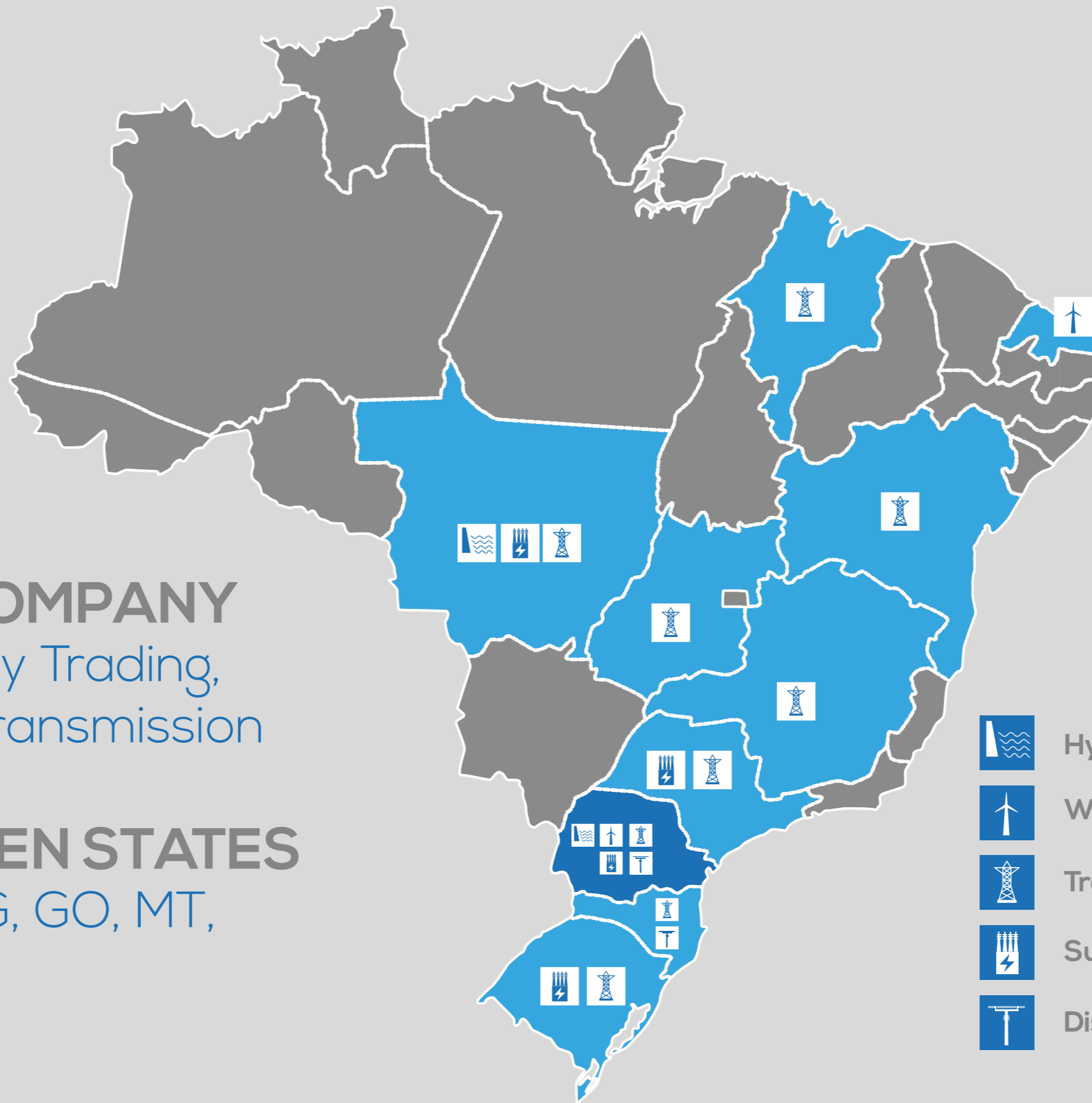
COPEL
Pura Energia






PARANÁ STATE ENERGY COMPANY / OVERVIEW

**66 YEARS IN
THE INDUSTRY**

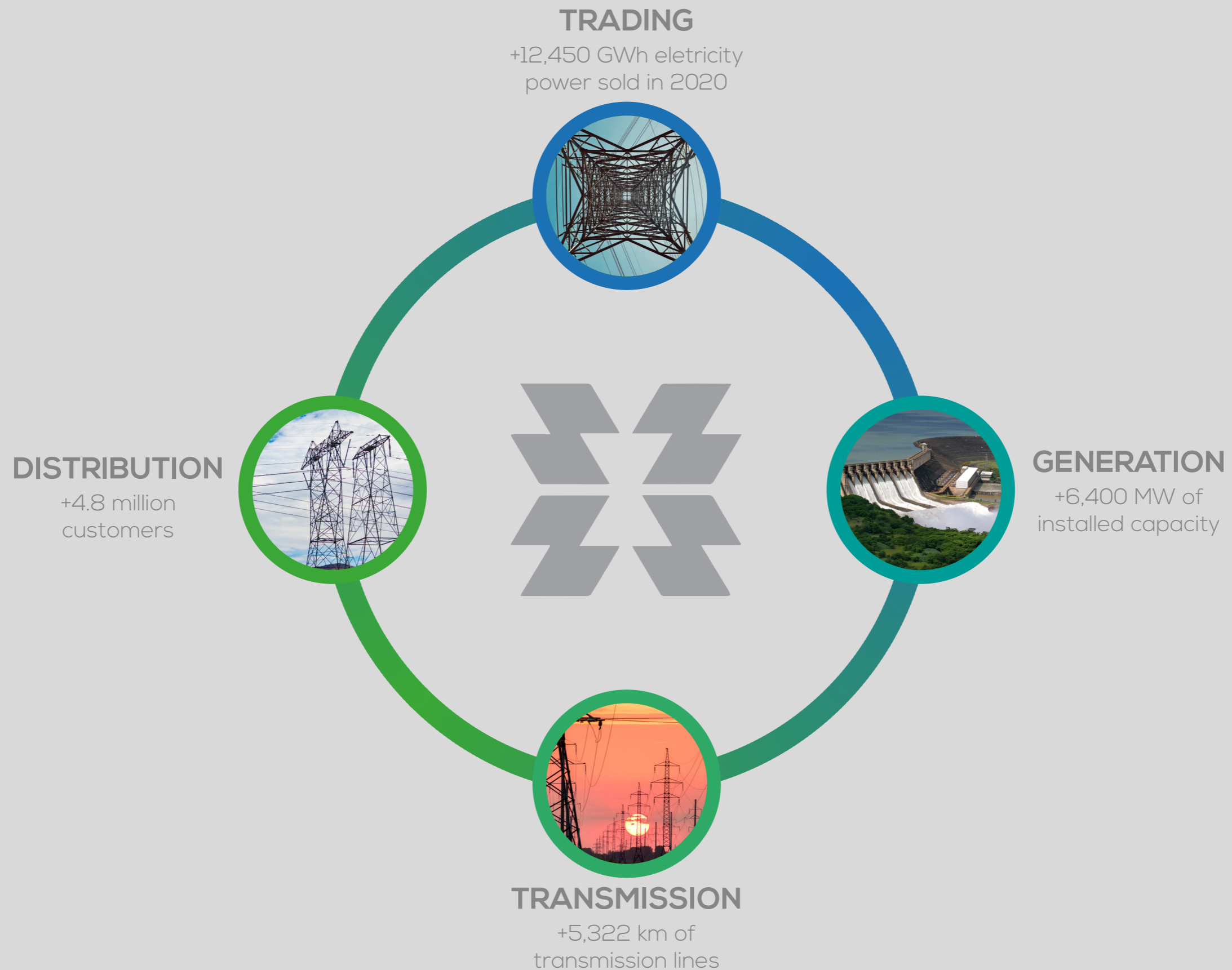
INTEGRATED COMPANY
Generation, Energy Trading,
Distribution and Transmission

OPERATES IN TEN STATES
PR, RS, SC, SP, MG, GO, MT,
BA, MA and RN



-  Hydroelectric Power Plant
-  Wind Power Plant
-  Transmission Line
-  Substation
-  Distribution Line

PARANÁ STATE ENERGY COMPANY / OVERVIEW





COPEL DISTRIBUTION

The Best Energy of Brazil

RELIABILITY

in Power Supply

6.6%

Market Share

Constant

INVESTMENT

in operational improvement

7 AWARDS

Abradee's** Best Distribution
Company in customer's

*Since 2011 *Brazilian Association of
Energy Distribution Companies

Concession Area
194,854 km²

Customers
4,835,852

Distribution Lines
202,085 km

Substations
378

Adjusted Ebitda
(of distribution subsidiary)
USD 253.32 MM





INVESTMENT POLICY

Type	Energy	Location	Capacity	
Brownfield	Projects with PPA (Power Purchase Agreement)	Rio Grande do Norte	< than 150 MW	
			> than 150 MW	
		Other States	< than 150 MW	
			> than 150 MW	
Greenfield		Projects with PPA (Power Purchase Agreement)	Rio Grande do Norte	< than 150 MW
				> than 150 MW
			Other States	< than 150 MW
				> than 150 MW
	Projects without PPA (Power Purchase Agreement)	Rio Grande do Norte	< than 150 MW - conditional on PPAs	
			> than 150 MW - conditional on PPAs	
		Other States	< than 150 MW - conditional on PPAs	
			> than 150 MW - conditional on PPAs	

PARANÁ STATE ENERGY COMPANY / OVERVIEW

Market Value

USD 3.32 BILLION

(on B3 S.A)

Adjusted Ebitda
(of the whole Copel Company)

USD 886 MILLION



**26 YEARS OF LISTING
ON THE B3**

Present in the 14th B3
Corporate sustainability
index **ISE 2019 Portfolio**



**23 YEARS OF LISTING
ON THE NYSE**

The **first** of the brazilian
electric sector



**18 YEARS LISTED ON
LATIBEX**

European Union



COPEL TELECOM

Privatized in november/2020

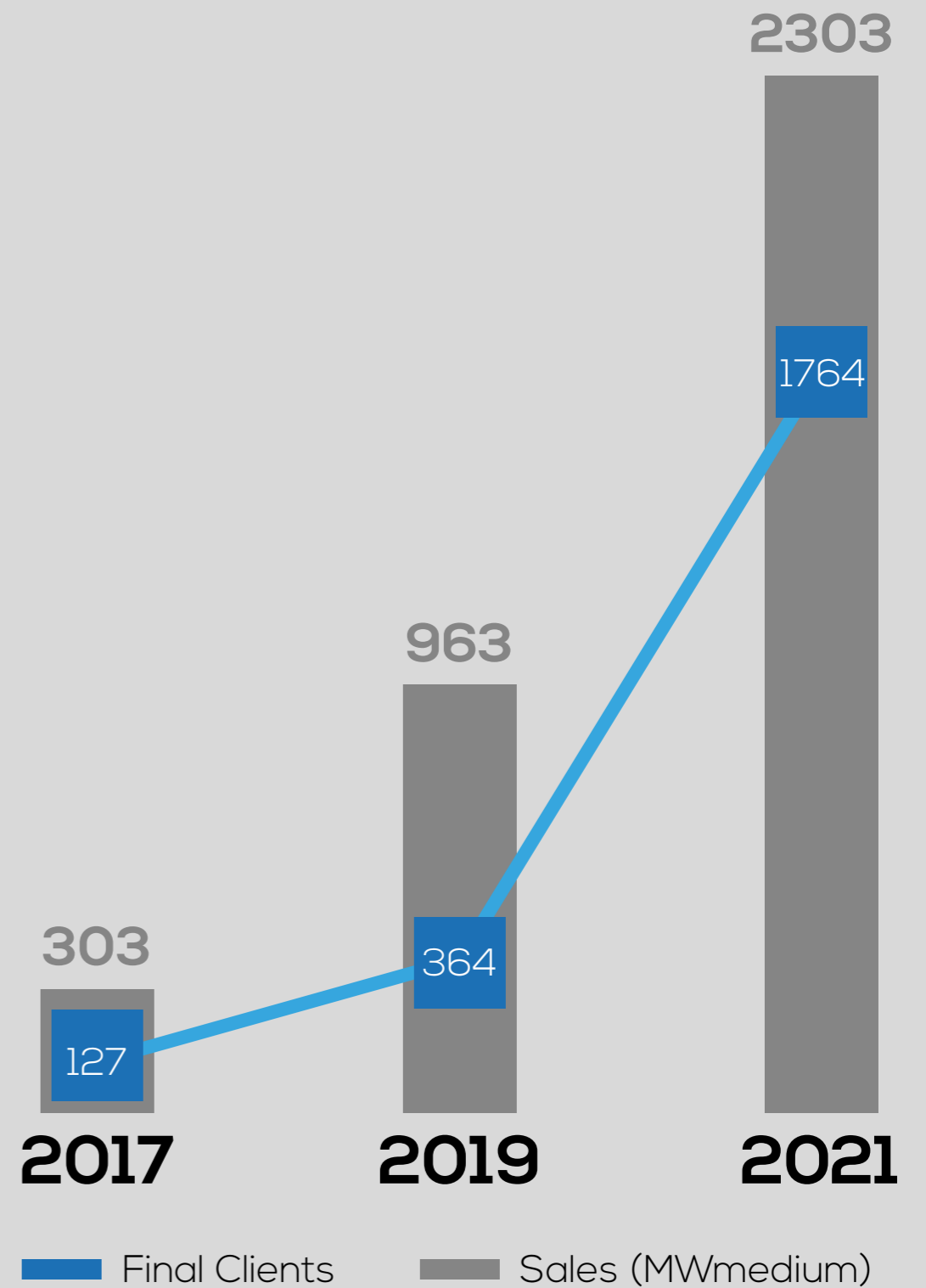
USD 433.35 MILLION

AGIO OF USD 180.9 MILLION

COMPANY GROWTH IN THE FREE MARKET



12% of the special consumer market
7% of the final consumer market
6% of the free consumer market
3% of energy traded in the ACL (Free Contracting Environment)





PARANÁ STATE SANITATION COMPANY



WATER

4.1 MILLION
"Active economies"

3.273,811
Water supply connections

346
Municipalities

100%
Water supply
system coverage

57,503 KM
Of water
distribution mains



SERVICES

SEWAGE

3.1 MILLION
"Active economies"

2.308,138
Sewage Collection
system connections

100%
Treatment of
collected sewage

38,464 KM
Of sewage mains

75,1%
Sewage systems
coverage

203
Municipalities

URBAN SOLID WASTE

100%
Urban
Population
coverage

65,000
ton/year Urban
Solid waste
treatment

3
Sanitary
Landfills





ASSETS

168
Water
Treatment
Plants

255
Sewage
Treatment
Plants

1,154
Wells

3
Sanitary
landfills

4
Reservoirs

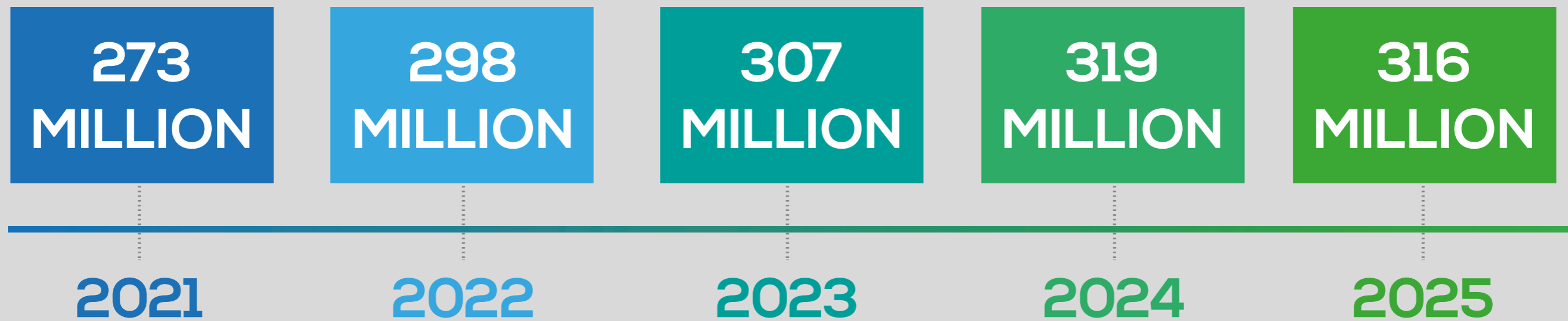
1
Biogás
Plant



PARANÁ STATE SANITATION COMPANY / INVESTMENTS

2021 - 2025

in USD




TOTAL US\$ 1.5 BILLION



INFRASTRUCTURE





PARANÁ STATE ENERGY COMPANY / INVESTMENTS



1st IN EFFICIENCY

Among the country's ports

MOVES 10,400 TONS

Per linear meter of quay

57.3 MILLION TONS

Moved in 2020

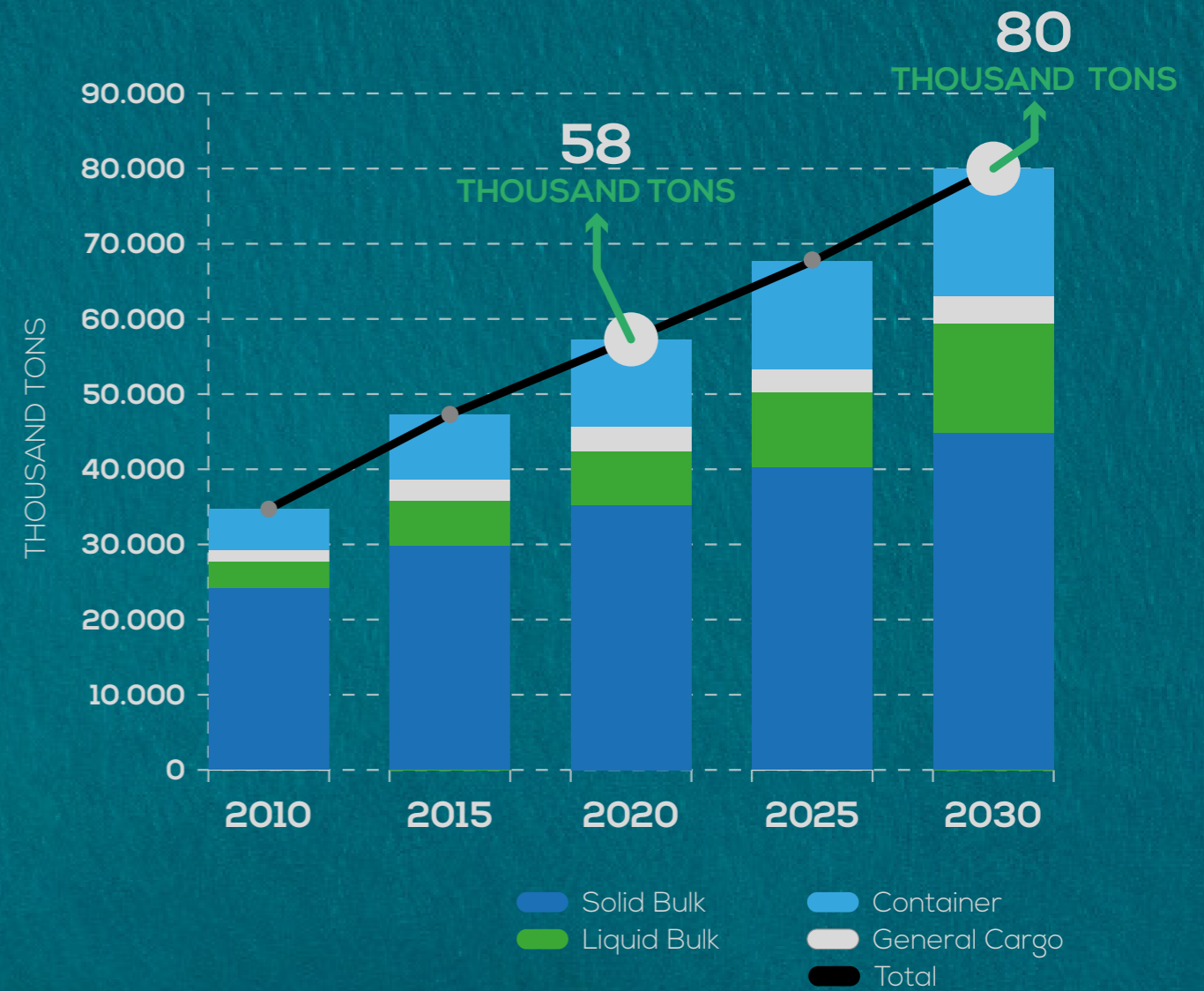
USD 250 MILLION

Planned investments in new leases

6 NEW AREAS

Investment Partnership Program


LOAD PROJECTION





RAILWAYS

GOVERNMENT PROJECTS AND PROPOSALS



Concessions and Public-Private Partnerships Coordination



NEW RAILWAY

Impact

3%
GDP Brazil Represents

577
Cities Impacted

9 MILLION
Population Benefited

24 M Tons/Year
Export/Import Volume

35 M Tons/Year
Train Cargo

60 YEARS
To Support
the Economic Growth





NEW RAILWAY

Improving Productivity

27%

Expected Average
Logistic Saving

USD 13 /Ton

Logistic Saving

Driven by

**SOCIO-
ENVIRONMENTAL
REQUIREMENTS**

Railway Share at the Port

EXPECTED 60%

Today 19%

QUALIFIED IN PPI

Transit Time Reduction

EXPECTED 20 hr

Today 100 hr

2nd LARGEST

Exporter of Grains and
Containers (by load volume)



PARANÁ RAILWAYS / EXPANSION



NEW CORRIDOR FERROESTE

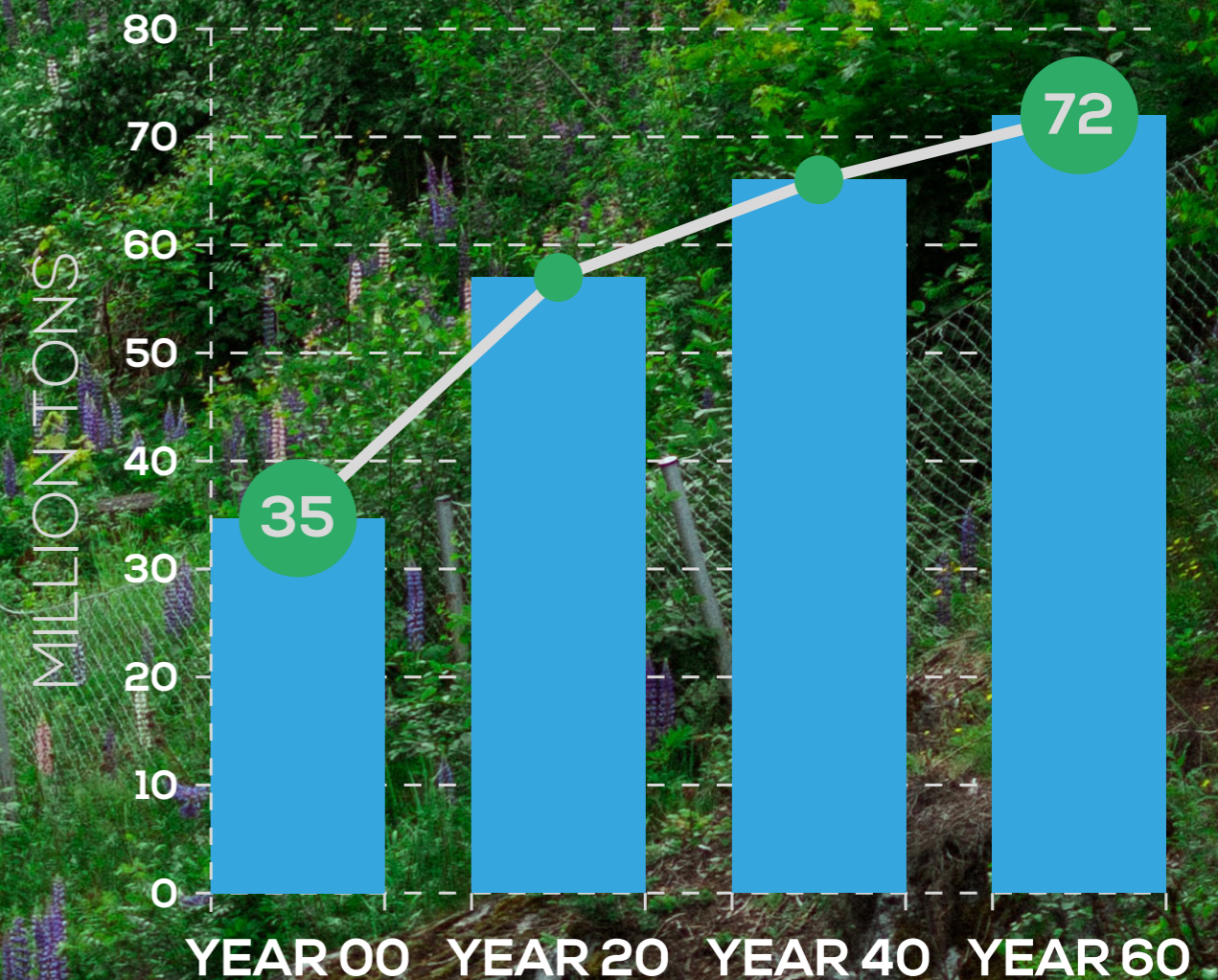
Extension	1,370 KM
Load	40 MM TONS
Investment	USD 4.0 BILLION

- Existing Railway - Ferroeste
- Existing Railway - RUMO
- Future Railway Sections

HIGHLIGHT: RAILWAY AS GREEN LOGISTIC SOLUTION

- ✓ REDUCTION OF ACCIDENTS
- ✓ EFFECT "FISH BONE"
- ✓ REDUCTION OF EMISSIONS
- ✓ IMPROVING OF URBAN MOBILITY
- ✓ ELEGIBLE ASSET FOR GREEN BONDS ISSUANCE

CARGO HANDLING NOVA FERROESTE





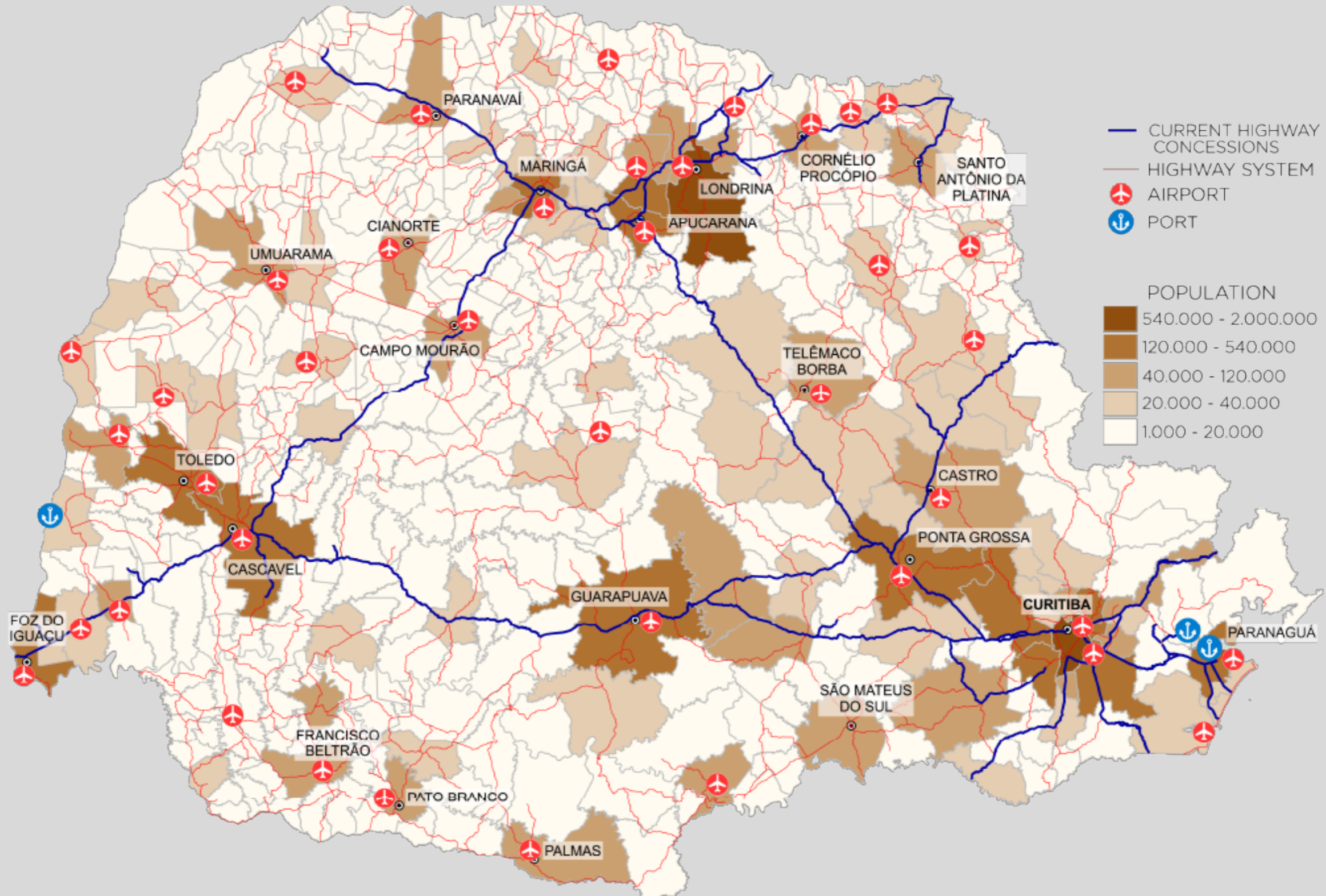
HIGHWAYS

STATE AND FEDERAL
HIGHWAY CONCESSIONS

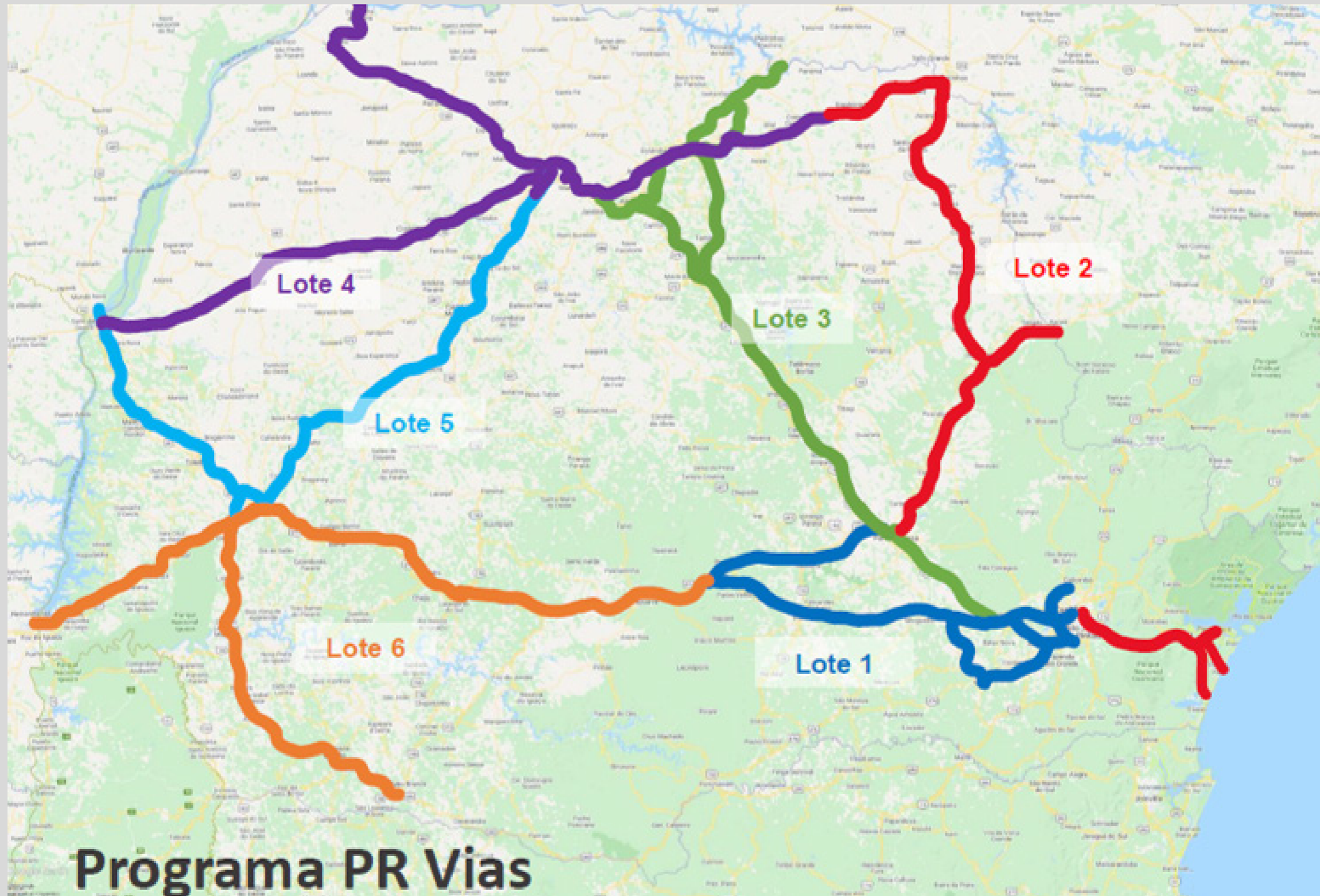


BIGGEST BIDDING FOR HIGHWAYS IN BRAZIL

CURRENT HIGHWAY CONCESSIONS / 2,500KM



NEW HIGHWAY CONCESSIONS / 3327 KM (2022)



NEW HIGHWAY CONCESSIONS

3,327 km

Extention

6 BID LOTS

42 TOLL PLACES

14,815 M (30 years)

AAADT (annual average daily traffic)

US\$ 6.5 B OPEX

US\$ 8.0 B CAPEX

NEW HIGHWAY CONCESSIONS

MAIN PREMISES

Warranty Works

Urban Traffic Organization

Arbitration (agreement)

Compliance

iRAP

DUF (Frequency Discount)

Capacity Expansion - 10th Grade

Outline of the Main Cities

Arbitration Chamber and Dispute Board

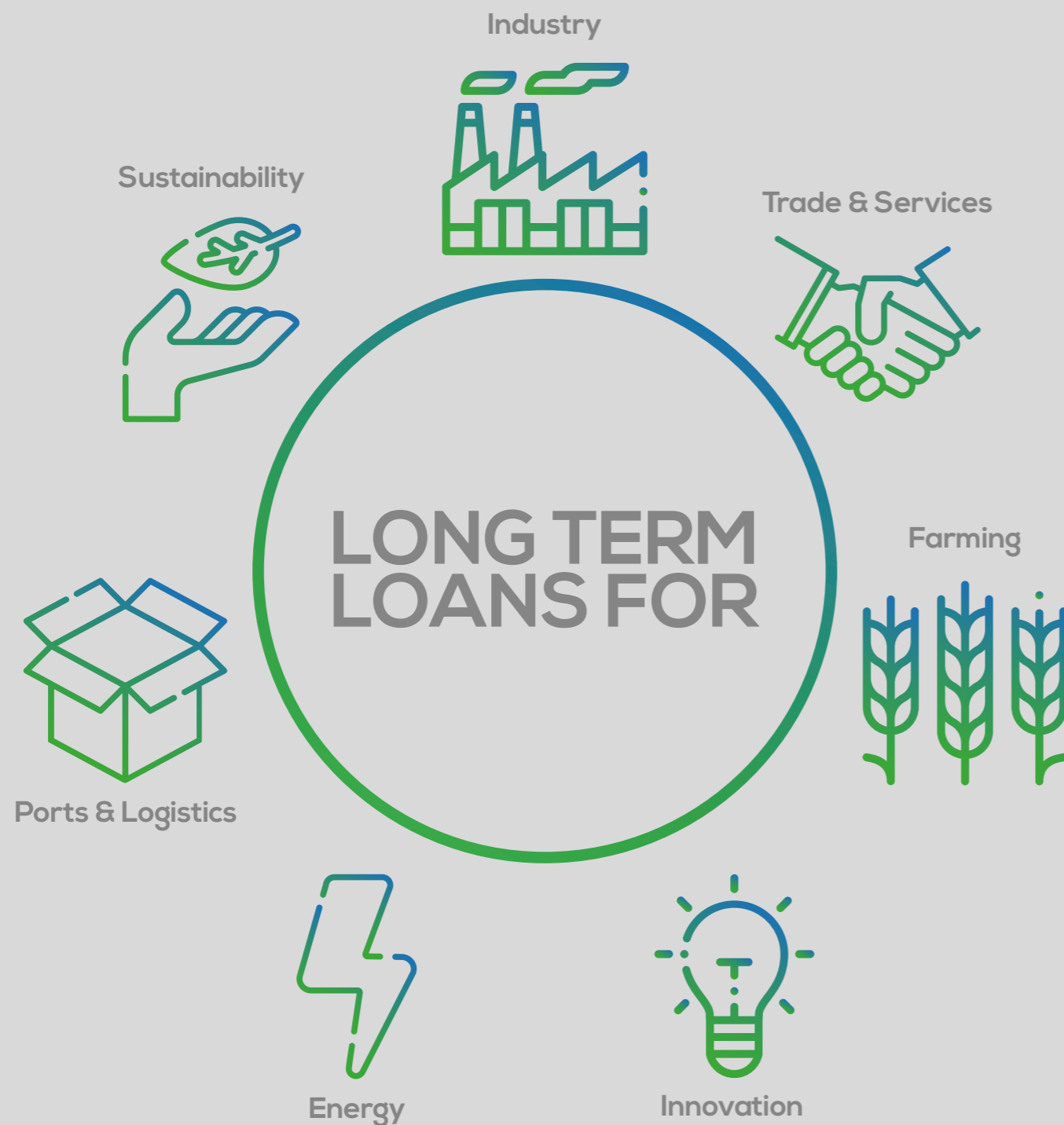
Transparency and Publicity

Greater Safety

Fair Fare



DEVELOPMENT BANK OF THE SOUTHERN REGION BRAZIL



0.32%
Default Rate

Ba3 (A2.br)
BB- (AAbra)
Rating - Moody's & Fitch

33.3 THOUSAND
Active Clients

USD 550 MILLION
Net Equity

USD 2.95 BILLION
Asset

USD 2.42 BILLION
Balance of Operations

OPERACIONAL HIGHLIGHTS / CONTRACTS 2020

7 AFFORDABLE AND CLEAN ENERGY



RENEWABLE ENERGY

Financing of 115.2 MW of installed capacity, through solar and hydropower

115.2 MW

9 INDUSTRY, INNOVATION AND INFRASTRUCTURE



BRDE LABS

32 STARTUPS

accelerated

8 DECENT WORK AND ECONOMIC GROWTH



MICRO AND SMALL COMPANIES

USD 101.8 MILLION

78.8% higher than the previous year

1,721 OPERATIONS

four times higher than 2019

11 SUSTAINABLE CITIES AND COMMUNITIES



MUNICIPALITIES

USD 55.8 MILLION

a 92.8% in relation to 2019

8 DECENT WORK AND ECONOMIC GROWTH



RECUPERA SUL

USD 93.9 MILLION

for

1,612 COMPANIES

affected by the pandemic

17 PARTNERSHIPS FOR THE GOALS



EXTERNAL RESOURCES

USD 47.3 MILLION

a 93.6% increase over the previous year

GENERAL TOURISM FUND (FUNGETUR)

USD 31.7 MILLION

225% higher than 2019
Brazil's largest resource transfer

A close-up photograph of two people in business attire shaking hands. The person on the left is wearing a blue suit jacket, and the person on the right is wearing a dark brown suit jacket. The background is a blurred office setting with a wooden desk and papers.

BUSINESS OPPORTUNITIES

- **Become a Funding Partner for on-lending operations**
- **Investments co-financing**
- **Partnerships for projects in:**
 - **Agribusiness**
 - **Innovation**
 - **Sustainability**
- **BRDE can provide project analysis and structuring services for investments in Brazil**

TOURISM





MOST VISITED NATIONAL PARKS





MOST VISITED NATIONAL PARKS

(2019)

PARK

STATE

VISITORS

TIJUCA NATIONAL PARK

RIO DE JANEIRO

2,953,932

IGUAZU NATIONAL PARK

PARANÁ

2,020,359

JERICOACOARA NATIONAL PARK

CEARÁ

1,322,883

SERRA DA BOCAINA NATIONAL PARK

RIO DE JANEIRO

697,964

FERNANDO DE NORONHA
NATIONAL MARINE PARK

PERNAMBUCO

613,259



INVESTORS



NEW HOLLAND



PARANÁ



GOVERNO DO ESTADO